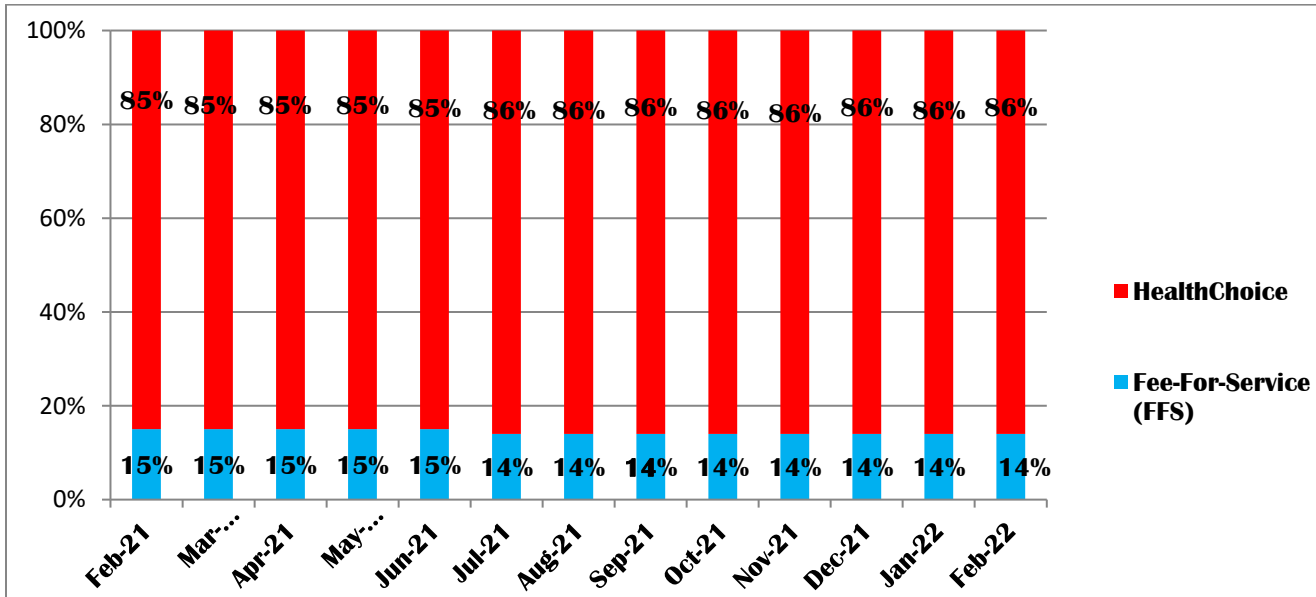
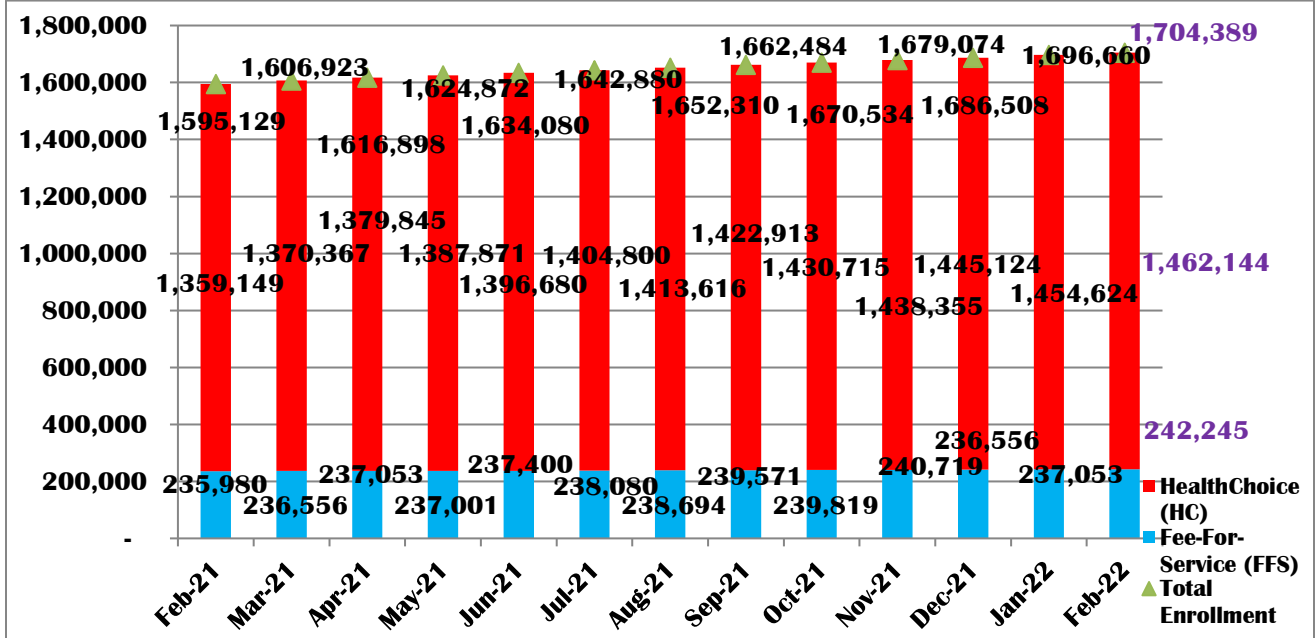


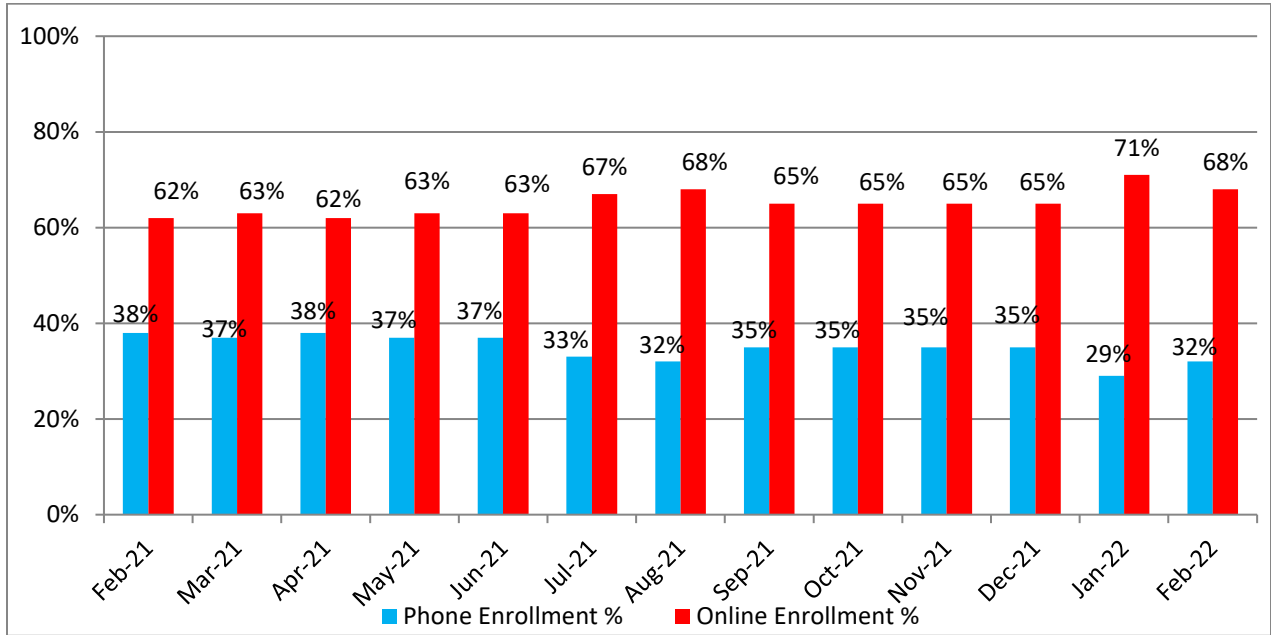
# ELIGIBILITY AND ENROLLMENT UPDATE- APRIL 7, 2022

## MEDICAID ENROLLMENT

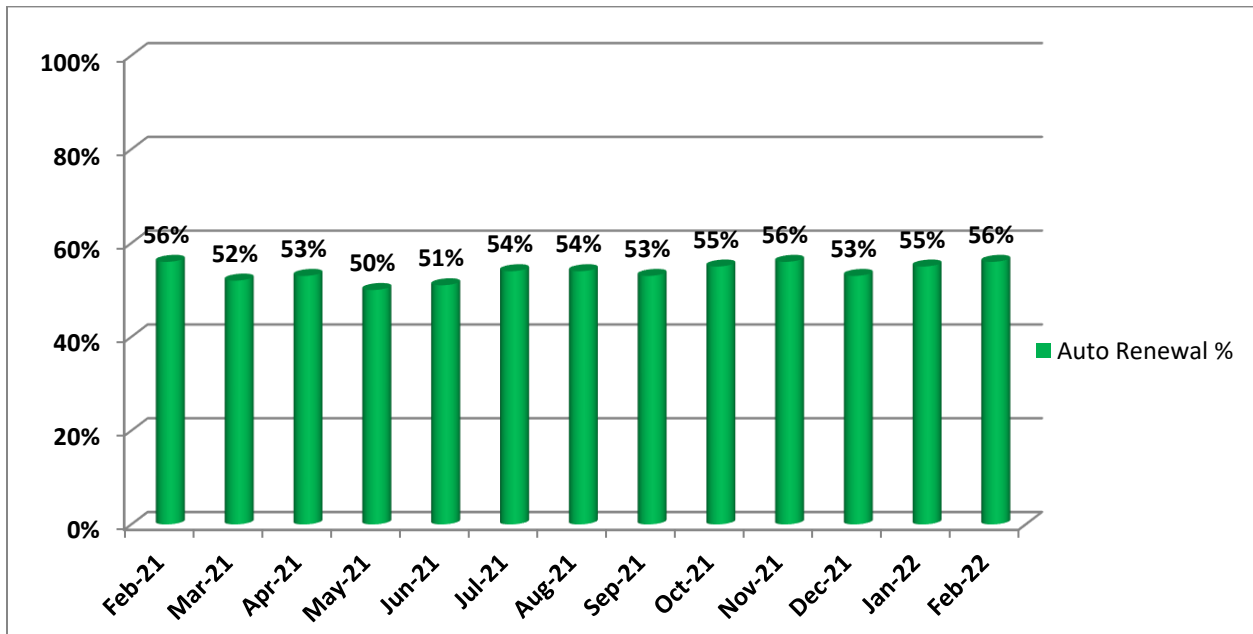


# ELIGIBILITY AND ENROLLMENT UPDATE- APRIL 7, 2022

**MCO ENROLLMENT BY CHANNEL**



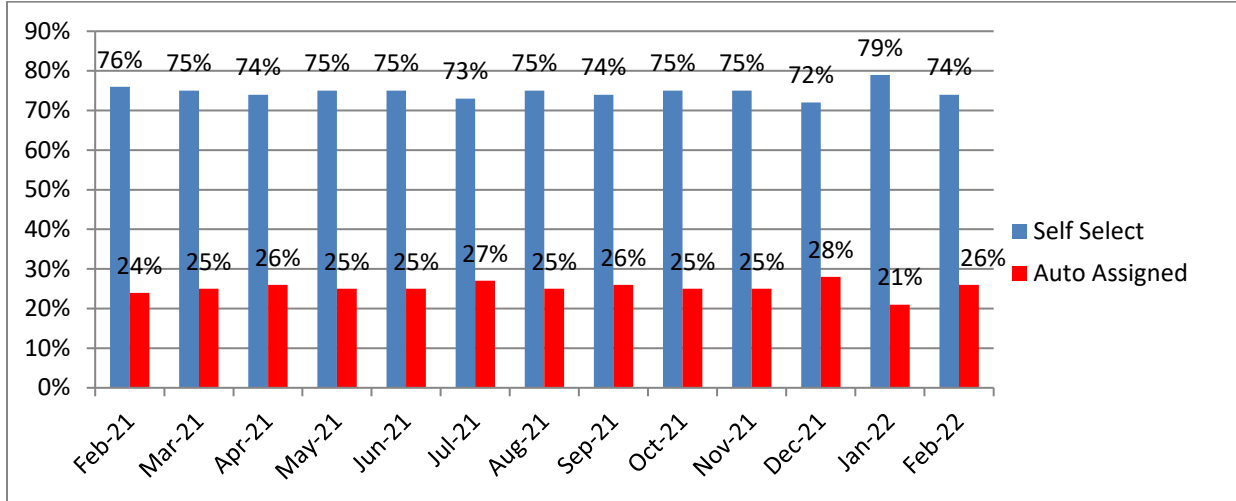
**HBX AUTO RENEWAL RATE**



## ELIGIBILITY AND ENROLLMENT UPDATE- APRIL 7, 2022

### MCO Enrollments

#### Self- Selects (Voluntary) vs. Auto Assignments



### PARIS Total Match Data

Month	CARES (Non-MAGI)	MHC (MAGI)	E&E (LTC)	Total
<b>Dec 2018</b>	1,272	9,471	727	11,470
<b>Mar 2019</b>	2,137	8,911	135	11,183
<b>June 2019</b>	1,322	8,741	818	10,881
<b>Sept 2019</b>	1,318	8,375	765	10,458
<b>Dec 2019</b>	1,457	7,900	164	9,521
<b>Mar 2020</b>	1,716	9,827	245	11,788
<b>June 2020</b>	1,966	15,079*	278	17,323
<b>Sept 2020</b>	2,295	16,247*	312	18,854
<b>Dec 2020 (Jan 2021)</b>	1,480	13,361*	67	14,908
<b>March 2021</b>	2,641	22,934*	652**	26,227
<b>June 2021</b>	1,119	15,117*	537**	16,773
<b>Sept 2021</b>	766	26,017*	761**	27,544
<b>Dec 2021</b>	5,803***	27,217*	581**	33,601
<b>March 2022</b>				Next file due April 15, 2022

\*This is a higher than usual number because of the COVID-19 policy to not close cases unless we can verify they are out of state. Many of the PARIS matches researched and handled from March and June were still awaiting verifications and therefore cannot be closed. MDH and the LHDs have implemented an outreach project to complete action needed via telephone calls.

\*\*Beginning in March 2021, E&E PARIS alerts include both LTC statewide and ABD Medicaid for LDSS that migrated from CARES to E&E.

\*\*\*This covers Oct, Nov and Dec. 2021 and came from the drop of December 2021. The normal cycle is Dec, March, June, Sept, however the September 2021 file was loaded in October 2021.

## ELIGIBILITY AND ENROLLMENT UPDATE- APRIL 7, 2022

### MEDICAID REDET SCHEDULE BY MONTH AND SYSTEM 2022

Redet Month (Certification/ Coverage End Date)	Redet Processing Begin Date	MHC		E&E	
		# MAGI AUs			
<b>January</b>	12/1/2021	27,568			
<b>February</b>	1/1/2022	39,526			
<b>March</b>	2/1/2022	39,680			
<b>April</b>	3/1/2022	38,177			
<b>May</b>	4/1/2022	41,238			
<b>June</b>	5/1/2022	41,927			
<b>July</b>	6/1/2022	48,406			
<b>August</b>	7/1/2022	46,233			
<b>September</b>	8/1/2022	47,519			
<b>October</b>	9/1/2022	49,398			
<b>November</b>	10/1/2022	51,792			
<b>December</b>	11/1/2022	32,893			
		<b>504,357</b>			

MAGI (Modified Adjusted Gross Income) Assistance Units (AUs)  
 TBD

**Notes**

The redet counts above reflect the number of Medicaid Assistance Units in Maryland Health Connection (MHC) and the Clients' Automated Resources and Eligibility System (CARES) that are scheduled for redetermination each month based on certification end dates. The counts are not estimations of the numbers of individual enrollees who will continue or will lose coverage at redetermination, as there may be more than one person in the AU and factors such as failure to renew or to return outstanding verifications may impact enrollment. The redet numbers may change on future reports due to adjustments made for early renewals and for other reasons. The CARES counts may overestimate the number of non-MAGI redets as the data includes certain groups, such as individuals receiving Supplemental Security Income (SSI), who do not need to renew coverage annually. The above counts in CARES do not include long term care cases, which now reside in MD Think. Depending on the timeframe reported, the MAGI counts for the first month reported may be lower as individuals have started to do their redets and may be lower for the last month reported because it is far out for the system to capture some redets.

### REDET EXTENSION DATA as of Feb. 2022

Renewal Year	Scheduled Renewal Month	ALL RENEWALS FOR MAGI MEDICAID (Application Count)				MANUAL RENEWALS FOR MAGI MEDICAID (Consumer Count)								
		Total Renewals		Manual Renewals		Renewal Consumers Whose Eligibility Was Extended (due to no renewal completed or otherwise ineligible)				Additional Consumers Extended after a Change Report Outside of Renewal Month				
		As of original renewal month		As of original renewal month		As of original renewal month		As of original renewal month		As of original renewal month		As of original renewal month		
		All	All	All	All	All	MCO	All	MCO	All	MCO	All	MCO	
2021	Mar	46,687	24,391	52%	22,296	48%	21,395	NA	13,880	11,778	2,678	NA	3,063	2,640
	Apr	37,192	21,125	56%	16,067	44%	17,923	NA	8,963	7,808	2,126	NA	2,874	2,486
	May*	40,972	22,333	55%	18,639	45%	17,892	NA	12,848	11,418	3,379	NA	3,566	3,024
	Jun*	43,375	22,007	51%	21,368	49%	19,165	16,979	14,063	12,585	4,301	3,555	4,397	3,807
	July*	47,785	25,628	54%	22,157	46%	19,876	18,107	14,986	13,483	4,851	4,123	4,768	4,100
	Aug*	45,033	24,210	54%	20,823	46%	18,896	17,133	14,633	13,155	3,738	3,210	3,932	3,423
	Sep*	44,341	23,654	53%	20,687	47%	17,936	16,359	14,762	13,343	3,943	3,417	4,019	3,498
	Oct*	47,202	25,982	55%	21,220	45%	17,913	16,235	14,606	13,146	4,410	3,765	4,661	4,000
	Nov*	56,696	31,728	56%	24,968	44%	21,683	19,091	17,402	15,317	5,634	4,743	5,892	5,073
	Dec*	52,813	28,023	53%	24,790	47%	19,144	16,918	16,714	14,769	6,424	5,499	6,566	5,670
2022	Jan*	43,261	23,948	55%	19,313	45%	14,580	13,073	13,056	11,686	4,398	3,725	4,487	3,803
	Feb	48,609	27,357	56%	21,252	44%	14,635	13,130	14,635	13,130	3,341	2,876	3,341	2,876
<b>Total</b>		<b>553,966</b>	<b>300,386</b>	<b>54%</b>	<b>253,580</b>	<b>46%</b>	<b>221,038</b>	<b>147,025</b>	<b>170,548</b>	<b>151,618</b>	<b>49,223</b>	<b>34,913</b>	<b>51,566</b>	<b>44,400</b>

Source: Maryland Health Benefit Exchange subset of Col H

NA=not available

\* For the months of Mar through Feb 2022, renewals with past redet dates that have been retried and successfully autorenewed have been removed from the data. Updated: 4/5/22 for Feb 2022 data

**Definitions:** **MAGI** = Modified Adjusted Gross Income, includes families with children, childless adults under age 65, etc.

**Auto Renewals** = CMS allows states to conduct auto-renewals, which means MHBE can use external data sources to confirm the eligibility criteria for consumers without having to contact them.

**Manual Renewals** = Consumers who could not be confirmed for eligibility using external data sources and were contacted by email and/or postal mail to file a renewal application.

# ELIGIBILITY AND ENROLLMENT UPDATE- APRIL 7, 2022

## All MAGI Medicaid Renewals

% Decrease in Extended Consumers from Original Renewal Month to Most Recent Count (updated counts as of Mar 2022)

